



ALKE

Heating Technology


Driving Range Heating



PL 9 AS



Terrace Heating



81 AS



PL - AS series

Golf Driving Range Heating

GAS

PL6 AS




Electronic Ignition and Safety Valve

Gas type	Consumption	Capacity
Nat. Gas	0,7 M3/hr	6 kW
Propane	0,4 Kg/hr	

Surface: 15 m²
Height: min. 2,5 m

PL9 AS



Electronic Ignition and Safety Valve

Gas type	Consumption	Capacity
Nat. Gas	0,95 M3/hr	9 kW
Propane	0,6 Kg/hr	

Surface: 22 m²
Height: min. 2,8 m

Suspention Bracket



- Available in several lengths
- Coated steel or Stainless steel



GOLF



Stainless Steel Model



Black Model



Key switch



Coin unit



AS series

Terrace Heating

GAS



81 AS

Gas type	Consumption	Capacity
Nat. Gas	0,4 M3/hr	3,5 kW
Propane	240 gr/hr	

Surface: 9 m²
Height: min. 1,8 m

Electronic Ignition and Safety Valve



101 AS

Gas type	Consumption	Capacity
Nat. Gas	0,6 M3/hr	5,25 kW
Propane	360 gr/hr	

Surface: 12 m²
Height: min. 2,0 m

Electronic Ignition and Safety Valve




121 AS

Gas type	Consumption	Capacity
Nat. Gas	0,6 M3/hr	5,25 kW
Propane	360 gr/hr	

Surface: 12 m²
Height: min. 2,0 m

Electronic Ignition and Safety Valve



121 AS



81 AS



101 AS



PL9 AS



SUNRAD series

Terrace Heating

ELECTRIC



CARBON

SUNRAD

Model	Power (W)	Dimensions (mm)
Sunrad	1500	485*195*245
	2000	

Surface: 6 m² (1500 W)
8 m² (2000 W)

- 230 V
- IPX4
- Power cord 3m
- Wall mounting bracket



CARBON

SUNRAD ELEGANCE

Model	Power (W)	Dimensions (mm)
Sunrad Elegance	1500	500*170*250

Surface: 6 m² (1500 W)

- 230 v
- IPX4
- Power cord 3m
- Wall mounting bracket



CARBON

SUNRAD ELEGANCE - BLACK

Model	Power (W)	Dimensions (mm)
Sunrad Elegance	1500	500*170*250

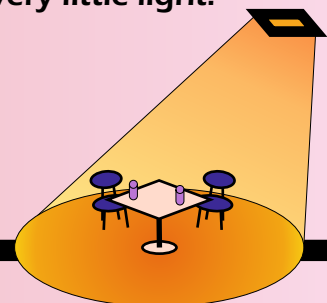
Surface: 6 m² (1500 W)


- 230v
- IPX4
- Power cord 3m
- Wall mounting bracket

All our electric heaters are equipped with carbon elements, which emit very little light.

Less Light

More Heat





ELECTRIC



PH series


Parasol Heating



TERRACE

GAS

PH-4



Gas type	Consumption	Capacity
Nat. Gas	0,64 M3/hr	6 kW
Propane	425 gr/hr	

- Manual Ignition

PH-8



Gas type	Consumption	Capacity
Nat. Gas	0,97 M3/hr	10 kW
Propane	675 gr/hr	

- Manual Ignition

- Electronic ignition optional



ALKE BV - Industrielaan 11a - 3925 BD Scherpenzeel - The Netherlands

+31 (0)33 277 3824 +31 (0)33 277 3080 info@alke.nl

www.alke.nl